

TGC ANIMATION & MULTIMEDIA

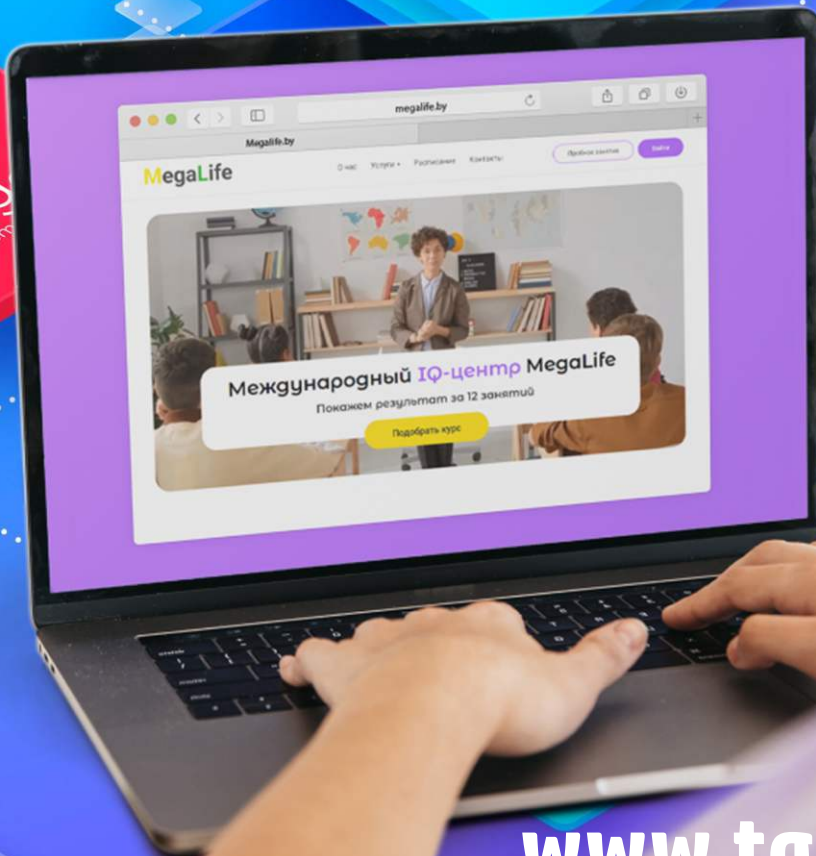


ADV. CERTIFICATION IN

# WEB DESIGN

FRONT END DEVELOPMENT

Learn professional level Classroom and Online course in FullStack development at TGC. In-Depth syllabus, Practical approach, expert trainers and job assistance in the end of the course makes it a unique learning experience.



[www.tgcindia.com](http://www.tgcindia.com)



## from the desk of **OUR CEO**

In today's digital age, websites have become an essential tool for businesses, organizations, and individuals to connect with their audience. With the rise of e-commerce and online communication, it has become more important than ever to have a strong online presence.

This front-end web design course at TGC covers a variety of topics, including HTML, CSS, JavaScript, and popular front-end frameworks like React, Vue, and Angular. Students will learn how to create responsive web pages, design visually appealing user interfaces, and optimize websites for search engines.

The course is designed for both beginners and those with some prior experience in web development. It is taught by experienced professionals in the field who are committed to helping students achieve their goals.

Whether you are interested in starting a career in web development or simply want to improve your skills, this course is a great place to start. I encourage you to enroll and begin your journey to becoming a skilled front-end web developer.

Upskill and Upgrade now...

Happy learning for a great career

*Ravi Ranjan*

FOUNDER  
[tgcindia.com](http://tgcindia.com)



# Our Hiring Partners



**200+ COMPANIES**



## ABOUT THE COURSE



One of India's Top Rated Training Centres for Web Design and Development, our web development course comprises all the popular technologies and skills like MEAN, MERN, Python/ Laravel, Python/Django course. TGC India has trained thousands of students in the span of the last 20 years. Our core motto is to provide practical training imparted by pro trainers on an industry sought after syllabus. Apart from daily sessions, students work on real life projects under the assistance of our trainers, specially designed Web Design competitions, Assured Internship and other meticulously designed placement oriented exercises. We arrange mock interviews and practical tests on a regular basis.

## Why to Choose TGC India ?



**Experienced Trainers**



**Advanced Curriculum**



**Weekly Assignments**



**Dedicated Portal**



**One-to-One Mentorship**



**Mock Interviews**



**Practical Sessions**



**Dedicated HR Team**



**Real-time Projects**



# Picture Gallery



tgc®

## TECHNOLOGIES COVERED...



## OTHER COURSES IN WEB DEV.

WebPro	1 Year
Fullstack Web Development using PHP	9 months
Fullstack Web Development using MEAN/MERN	9 months
Fullstack Web Development using Python	9 months
FrontEnd Web Design	6 months
Java Script	2 months
ReactJS	2 months
Angular JS	2 months
Shopify/ WooCommerce	2 months
PHP/Laravel	3 months
Wordpress	6 Weeks





# 5Lac Jobs

According to **NASSCOM** Indian IT industry is expected to grow by **8.5%** by **2023** web development industry is likely to create over **500,000** new jobs by **2023**.



Employment of web developers in United States is projected to grow **8%** from **2020** to **2030**

## Job Market

Strong Demand for Web Developers job role in **United States, Canada, the United Kingdom, Australia,** and all over Europe



INR **4Lac - 6Lac** per annum salary To a Fresh Web Developer can vary depending on location, experience, and expertise in specific technologies.

### Job Roles Available

- Fullstack Web Developer
- Back end Web Developer
- Software Engineer
- Front end Web Developer
- Web Application Developer
- Technical Lead web Development



# REVIEWS

Web Development Course

Google

5.0 ★★★★★



www.tgcindia.com

★★★★★ a year ago

**Mohit TGC** is a great institute, especially for Web Development courses. I personally recommend others to do Web Dev. Course from TGC.

★★★★★ 6 months ago

**TaruN BhAtII** have a wonderful exp., TGC has a great environment and support in expert faculty. I had done Web Design from TGC Animation & Multimedia. Best part of my learning is very supportive teachers like Zakir hussain Sir and Ashwani Bhatia Sir .

★★★★★ 2 months ago

**Shivanshi Singh** My name is Shivanshi singh and i learnt web design and development from TGC it was a great learning experience for me, i actually learnt a lot from here and i personally recommended to many of my friends those also joined TGC later on. I also got a placement through TGC.

★★★★★ a year ago

**Anit Shah** Hi. it's Anita here. i am pursuing WEB-PRO from TGC. Faculty members are Cool and Awesome. They are sharing all the knowledge in practical terms, Simran mam is friendly with students, It's always a positive atmosphere when she is around. She is very caring towards each student and helps in personality development.

★★★★★ 1 months ago

**Aayush Pandey** This Institute is Very Good For Full stack web development courses, Digital Marketing and video editing. I have completed my diploma in Web Development and got a job from their placement cell.

★★★★★ 11 months ago

**Neeraj Boral** joined TGC Preet Vihar 5 months back, I am currently pursuing Web pro course from here and my experience is best so far, usually I take both online and offline classes.. Method of classes is completely practical.

★★★★★ a year ago

**Mac-T HipHopI** have completed my MEAN stack course from TGC and My experience has been excellent in TGC. All the teachers are good and polite. The way of teaching is so good that i cant explain here in words, Best thing is every month they provides special classes which is very useful for me in my job field.

# REVIEWS

Web Development Course

Google

5.0 ★★★★★

★★★★★ a year ago

**Anuj Khello**, i am pursuing MERN stack pro course from TGC ..... Some of the great features include flexible timings, well trained staffs, use of latest technologies in teaching, nice infra, great learning environment and much much more... There are other courses like web development, film production, composition and other programming languages. I would strongly recommend this centre to learn any of the Web development related and other courses.

★★★★★ 6 months ago

**Joel Pariat** I have done Diploma courses in multimedia and PHP in TGC India. It is a good Institute. The faculty was good and friendly too. They share their experience with their students too. I have learned so many things in do many projects too.. Thanks you TGC.

★★★★★ 2 months ago

**Aditya Chauhan** My experience with this institute and their staff was amazing. I loved the ambiance here and the way teachers deal with students was quite satisfactory. I personally liked Ashwani sir's way of teaching, he is an amazing competent teacher, frank in nature and diligent too. I would recommend this institute to anyone looking for front end or back end web development courses.

★★★★★ a year ago

**Kanishk Vermalt** was an awesome experience pursuing web designing in TGC. Loved the environment over here and teachers are well experienced

★★★★★ 1 months ago

**Aditya Dandotial** joined the Web Pro course here at TGC and after completing the course I have the practical experience of creating various website templates. The trainers here are experienced and focus on fundamentals of web technology. I would recommend anyone to join the course.

★★★★★ 11 months ago

**Kirti bisht** I have done Diploma courses in Multimedia from TGC South Extension in Delhi. It is a great institute when it comes to Web technologies related courses. Ashwani Sir was good and friendly too. They share their experience with their students as well. I have learned so many things by doing many projects.. Thanks you

★★★★★ a year ago

**Sukhvinder Singh** I was searching a institute form last two months to learn angular and then I found the TGC animation and Multimedia, where i started learn angular and realize that i got the best institute where I learnt Angular easily. All the staff and teachers are good here. I recommended everyone to join TGC for better future and growth.

# Adv. Certification in Web Design

tgc®

## Front End Web Development course

### INTRODUCTION

This front-end web design course is designed to equip learners with the skills and knowledge they need to create visually appealing, responsive, and user-friendly websites. Covering topics such as HTML, CSS, JavaScript, and popular front-end frameworks like React, Vue, and Angular, this course is perfect for beginners as well as those with some prior experience in web development. If you are looking to start a career in web development this course provides an excellent foundation for achieving your goals.

### COURSE OBJECTIVE AND OUTCOME:

The objective of a front-end web design course is to provide learners with the skills and knowledge needed to create visually appealing and responsive websites using HTML, CSS, and JavaScript. The course aims to equip learners with the ability to design user interfaces that are easy to use, accessible, and optimized for search engines.

- 1 Understand the fundamental concepts of web development:** including HTML, CSS, and JavaScript.
- 2 Design and develop:** visually appealing and responsive web pages that are optimized for different screen sizes.
- 3 Develop user interfaces UI:** that are intuitive and easy to use, incorporating best practices for user experience design.
- 4 Work with popular front-end frameworks:** like React, Vue, and Angular to develop complex web applications.
- 5 Collaborate with other developers:** and designers using version control tools like Git.
- 6 Domain and Hosting knowledge:** Students will learn how to manage cPanel, binding domain with hosting, DNS, applying ssl on a website, managing email server and other troubleshooting features.
- 7 Hands-on experience:** Students will have the opportunity to build real-world projects using the MERN stack, giving them hands-on experience and the opportunity to apply their knowledge to practical applications.





## Part 1 Front End UI Design and Development

### Module 1 Core UI and Web Navigation Design using Photoshop

#### Artboards

Artboards allow you to create multiple designs in a single Photoshop document, which is useful for creating responsive designs for different screen sizes.

#### Layers

Layers allow you to organize your design into different elements, making it easier to edit and manipulate each element separately. You can use layers for images, text, buttons, and other design elements.

#### Shape Tools

Shape tools allow you to create different shapes, such as rectangles, circles, and polygons. These tools are useful for creating design elements like buttons and icons.

#### Text Tool

The text tool allows you to add text to your design, including headings, subheadings, and body copy. You can also use the text tool to create call-to-action buttons and other design elements.

#### Smart Objects

Smart Objects allow you to work with images in a non-destructive way, making it easy to edit images without losing quality. You can use Smart Objects for images, icons, and other design elements.

#### Layer Styles

Layer Styles allow you to add effects to your design elements, such as drop shadows, gradients, and strokes. These effects can add depth and dimension to your design.

#### Grids and Guides

Grids and Guides allow you to align your design elements and create a consistent layout. You can use grids and guides for spacing, margins, and gutters.



## Core UI and Web Navigation Design using Adobe XD

Adobe XD is a popular design tool used by web designers to create user interfaces and interactive prototypes for websites and web applications. Here are some of the key modules in Adobe XD that are useful for creating web design:

### Components and Assets

Components and assets are reusable elements that can be used across different artboards and designs. This is useful for creating a consistent design across your entire project.

### Repeat Grids

Repeat Grids allow you to easily create a set of repeated elements, such as a list of products or a gallery of images. This saves time and makes it easy to maintain a consistent design.

### Vector Shapes

Vector shapes allow you to create shapes, such as rectangles, circles, and polygons. These shapes can be used to create buttons, icons, and other design elements.

### Text and Typography

The text and typography tools in Adobe XD allow you to add and format text in your designs. You can also create custom styles for your text, including font, size, color, and line spacing.

### Symbols

Symbols are reusable design elements that can be used across different artboards and designs. This is useful for creating a consistent design across your entire project.

### Prototyping

Adobe XD allows you to create interactive prototypes for your designs. You can add interactive elements, such as buttons, links, and animations, and create a realistic user experience for your design.

## PROJECTS COVERED AT THE END OF ADOBE PHOTOSHOP AND ADOBE XD

- Create a website design UI for a client
- Designing a mobile app
- Redesign an existing website
- Design an e-commerce website
- Create a Logo and branding package
- Create a social media campaign





### HTML5

- 1. Semantic HTML:** Learn how to use HTML5 semantic elements, such as `<header>`, `<nav>`, `<article>`, `<section>`, `<aside>`, and `<footer>`, to structure content on a web page.
- 2. Video and audio:** Learn how to embed video and audio on a web page using the `<video>` and `<audio>` tags.
- 3. Canvas:** Learn how to use the HTML5 `<canvas>` element to draw graphics and animations on a web page.
- 4. Forms:** Learn how to create and style HTML5 forms, including using new input types like email and url.

### CSS3

- 1. Flexbox:** Learn how to use CSS3 Flexbox layout to create flexible and responsive layouts for web pages.
- 2. Grid layout:** Learn how to use CSS3 Grid layout to create complex grid-based layouts for web pages.
- 3. Animations and transitions:** Learn how to use CSS3 animations and transitions to create engaging and interactive user experiences on a web page.
- 4. Shadows and gradients:** Learn how to use CSS3 properties like `box-shadow` and `linear-gradient` to create rich visual effects on a web page.

### BOOTSTRAP

- 1. Grid system:** Learn how to use Bootstrap's grid system to create flexible and responsive layouts for web pages.
- 2. Components:** Learn how to use Bootstrap's pre-built components, such as navigation menus, forms, modals, and carousels, to add functionality and interactivity to a web page.
- 3. Responsive design:** Learn how to use Bootstrap's responsive design classes to create designs that adapt to different screen sizes.
- 4. Customization:** Learn how to customize Bootstrap's styles and components to create a unique look and feel for a web page. By mastering these modules of HTML5, CSS3, and Bootstrap at TGC, you can create visually stunning, responsive, and engaging web pages that provide an excellent user experience.

## PROJECTS & ASSIGNMENTS:

- Building a responsive website
- Creating a landing page
- Build a blogging website
- Designing a portfolio website
- Design a personal webpage as resume





### JavaScript

- 1. Variables and data types:** Learn the basics of JavaScript variables and data types, including strings, numbers, and booleans.
- 2. Functions:** Learn how to create JavaScript functions, which allow you to group together a set of statements that can be executed repeatedly.
- 3. Conditional statements:** Learn how to use if/else statements and switch statements to control the flow of a JavaScript program.
- 4. Loops:** Learn how to use for loops, while loops, and do-while loops to repeat a set of statements multiple times.
- 5. DOM manipulation:** Learn how to use JavaScript to interact with the Document Object Model (DOM) of a web page, which allows you to change the content and structure of the page dynamically.
- 6. Advanced JavaScript features:** OOPS Prog. in JavaScript, Asynchronous prog. with Promises and Async/Await, Functional programming with higher-order functions

### jQuery

- 1. Selectors:** Learn how to use jQuery selectors to select HTML elements on a web page, which allows you to manipulate the content and structure of the page.
- 2. Event handling:** Learn how to use jQuery to handle events, such as mouse clicks and keyboard presses, which allows you to create interactive user experiences.
- 3. Effects and animations:** Learn how to use jQuery to create effects and animations, such as fading in and out, sliding up and down, and animating properties like color and size.
- 4. AJAX:** Learn how to use jQuery to make asynchronous requests to a server, which allows you to update parts of a web page without requiring a full page refresh.
- 5. Plugins:** Learn how to use jQuery plugins, which are pre-built pieces of code that can be used to add advanced functionality to a web page. By mastering these modules of JavaScript and jQuery, you can create dynamic and interactive web pages that provide an excellent user experience.

### PROJECTS

 Student will building a web application using following features

- Image Slider:
- Responsive Navigation:
- Scroll Animations:
- Form Validation:
- Parallax Effects
- Lazy Loading:
- Infinite Scrolling:
- Live Search:
- Animated Graphics:

These project ideas can help student gain practical experience with JavaScript in the context of web design, and build a portfolio of projects that can be showcased to potential employers.



## Module 4

# React JS

### Introduction

- Building Blocks of Web Application Development
- Single-page and Multi-page Applications
- Different Client-side Technologies
- MVC Architecture
- Introduction to React
- Installation of React
- JSX and its use case
- DOM, Virtual DOM and Its Working
- ECMAScript
- Difference between ES5 and ES6
- NPM Modules

### More on Component & Styling ( Best Practices)


- Props
- Props with Class based Component
- Props with Function based Component
- States
- Component Lifecycle
- React Events
- React Forms
- Different Form Concepts
- Styling in React, Inline Styling
- CSS Stylesheet

### Components and Styling

- React Elements
- Render Function
- Components
- Class Component
- Component Constructor
- Functional Components
- Multiple Components

### Handling Navigation with Routes

- Routing
- React-router
- Features of React-router
- Configuration of routing using React-router
- Navigation using Links
- 404 page (Not found Page)
- URL Parameters
- Nested Routes
- Implementing styles using NavLink
- Application Programming Interface
- Build a REST API using JSON-server





## React State Management

### using Redux

Need of Redux  
What is Redux?  
Redux Architecture  
Redux Action  
Redux Reducers  
Redux Store  
Principles of Redux

## React Application Testing

### and Deployment

Define Jest  
Setup Testing environment  
Add Snapshot testing  
Integrate Test Reducers  
Create Test Components  
Push Application on Git

## Asynchronous Programming

Need of Async operations  
Async Workflow  
Action Creators  
How to write Action Creators?  
Handling Async Actions via Reducers  
Middleware  
Redux-Saga

## Server Side Rendering

This module covers the basics of server-side rendering in a React application.

## Deployment

This module covers the basics of deploying a React application to a server.

## React Hooks

Caveat of JavaScript classes  
Functional components and React hooks  
What are React hooks?  
Basic hooks  
useState() hook  
useEffect() hook  
Fetch API data using useEffect() hook  
useContext() hook

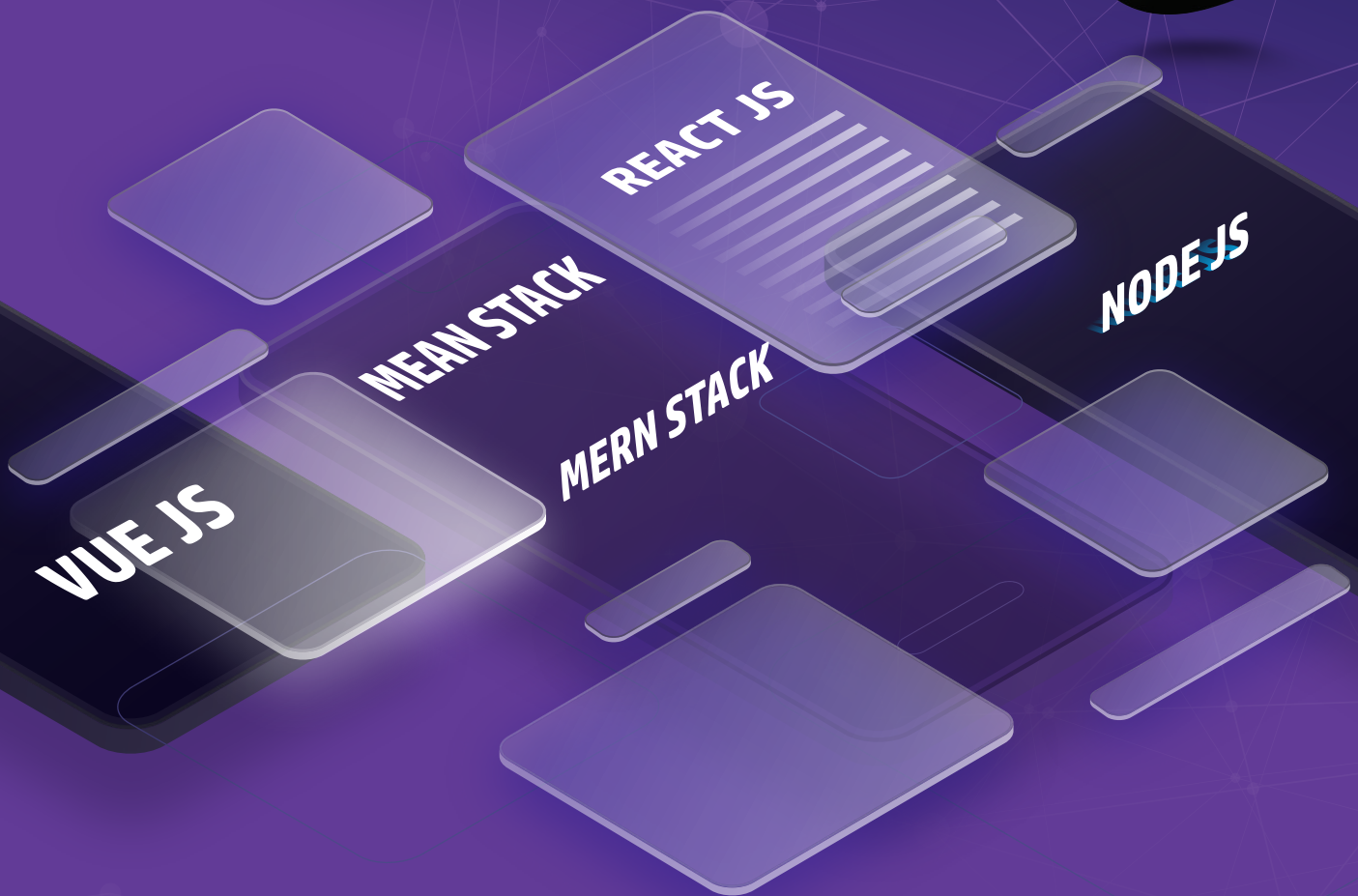
## PROJECTS COVERED AT THE END OF REACT MODULE:

- eCommerce Website
- Travel Planner
- To do Application
- Music Player



## Other Recommended Courses in **Web Development at TGC**

tgc®



### **South Delhi**

H- 85a, 2nd Floor, South Extension, Part-1,  
New Delhi - 110049 (India)  
+91- 9582786406, 99904 32666

### **East Delhi**

C- 57, 2nd Floor, Preet Vihar, Opposite Pillar No. 81,  
Near - Preet vihar Metro Station, Delhi - 110092  
Ph: +91- 95827 86406, 99103 16248

### **North Delhi Centre:**

365, Top floor, Kohat Enclave,  
(Kohat Metro Station),  
Pitampura, Delhi-110034  
Call: +91- 99106 67099

### **Jaipur Centre:**

D-32, 2nd floor, Near Gaurav Tower,  
Malviya Nagar, Jaipur- 302017, Rajasthan  
Call.: +91- 7568872928



9582786406



indiatgc



@tgcindia



@tgcindia

# **Toll Free: 1800 1020 418**

Email Us: [info@tgcindia.com](mailto:info@tgcindia.com)

Web: [www.tgcindia.com](http://www.tgcindia.com)